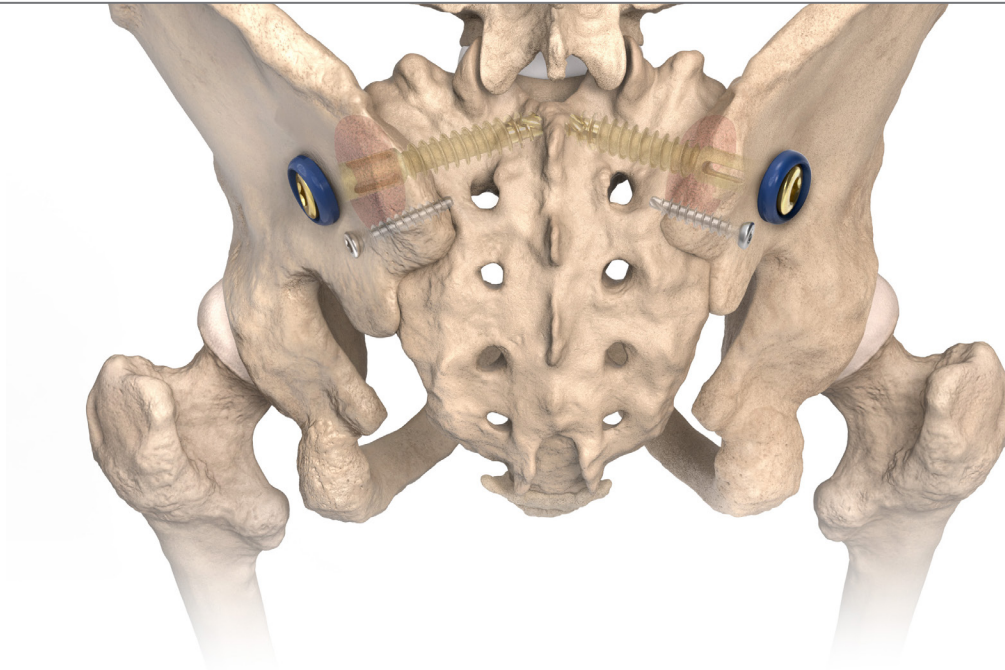


OsteoCentric® SI-Fusion

Integrity-SI® Fusion System



Featuring BladeX® and UnifiMI® Technology

BladeX®

BladeX allows surgeons to aggressively decorticate the SI joint - creating a massive zone for fusion to occur.



BladeX® MIS Decorticator



UnifiMI™

An OsteoCentric
Technology



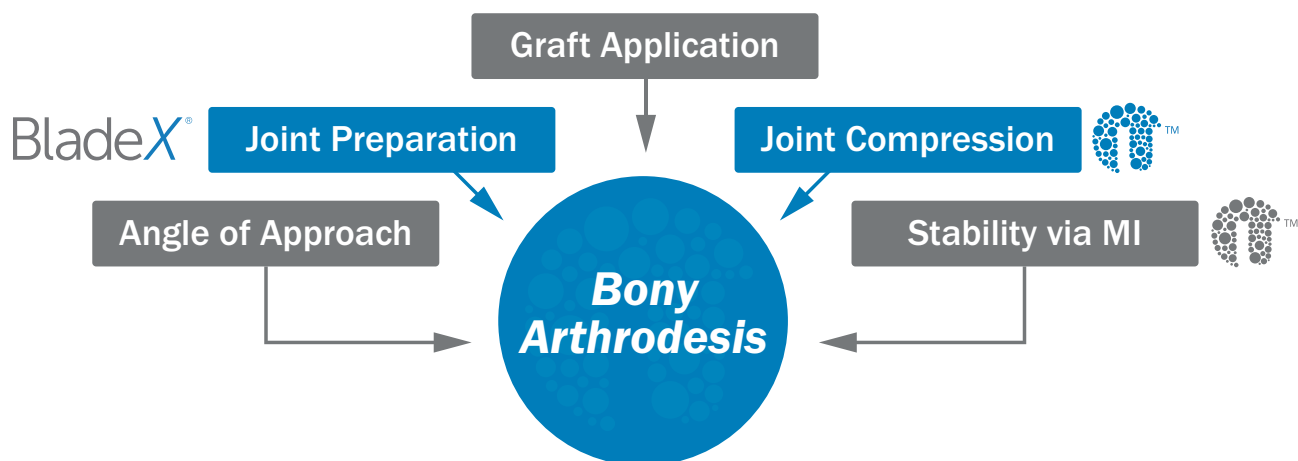
Integrity-SI Fusion Implant
Cross Section



OsteoCentric
SI FUSION

Design Rationale and System Description

The Integrity-SI Fusion System was designed utilizing time-tested clinical principles of joint fusion. Throughout design the development team focused on these five clinically accepted principles of fusing a joint space: Angle of Approach, Joint Preparation, Graft Application, Joint Compression, and Stability via Mechanical Integration. As a result, the System provides unparalleled focus on creating fusion of the SI joint.



Enhanced by Mechanical Integration

Angle of Approach

With the patient positioned in prone, a direct perpendicular approach to the SI joint space is used. Approaching the SI Joint perpendicularly (vs. obliquely, which is commonly used) in its native alignment assures a safe starting and allows precise access to the joint for decortication and compression.

Joint Preparation

BladeX® allows for the surgeon to aggressively decorticate both sides of the SI joint. This decortication creates bleeding cancellous bone on bleeding cancellous bone, a large zone within the joint for graft to be applied and fusion to occur.

Graft Application

The Integrity-SI instrumentation allows for maximum autograft or allograft to be applied to the fusion zone and within the fusion barrel of the implant. A large fusion zone spanning the joint creates the ideal fusion environment.

Joint Compression

An 8mm, 10mm, or 12mm primary implant with a variable angle compressive washer creates compression across the SI joint helping initiate the body's natural healing process.

Construct Stability via UnifiMI®

Utilizing UnifiMI Technology and a large compression washer, the Integrity-SI construct creates both initial and long-term stability at the bone interface on both sides of the SI Joint.

This document is intended exclusively for physicians and is not intended for laypersons. Information on the products and procedures contained in this document is of a general nature and does not represent and does not constitute medical advice or recommendations. Because this information does not purport to constitute any diagnostic or therapeutic statement with regard to any individual medical case, each patient must be examined and advised individually, and this document does not replace the need for such examination and/or advice.

All content herein is protected by copyright, trademarks and other intellectual property rights owned by or licensed to OsteoCentric Technologies, Inc. or one of its affiliates and must not be redistributed, duplicated, or disclosed, in whole or in part, without the express written consent of OsteoCentric Technologies, Inc.


Integrity-SI Fusion System Implant List

12mm Primary Implants




Part number	Length (mm)
202-12050	50
202-12055	55
202-12060	60
202-12065	65
202-12067	67.5
202-12070	70
202-12072	72.5
202-12075	75
202-12077	77.5
202-12080	80
202-12082	82.5
202-12085	85
202-12090	90
202-12095	95
202-12100	100
202-12105	105
202-12110	110

10mm Primary Implants



202-10050	50
202-10055	55
202-10060	60
202-10065	65
202-10067	67.5
202-10070	70
202-10072	72.5
202-10075	75
202-10077	77.5
202-10080	80
202-10082	82.5
202-10085	85
202-10090	90
202-10095	95
202-10100	100
202-10105	105
202-10110	110

8mm Primary Implants



Note: The 8mm Implant option has limited availability. This option is only available upon request.

202-08065	65
202-08067	67.5
202-08070	70
202-08072	72.5
202-08075	75
202-08077	77.5
202-08080	80
202-08082	82.5
202-08085	85
202-08090	90
202-08095	95
202-08100	100
202-08105	105
202-08110	110



Optional 6.5mm Secondary Implant

Note: The 6.5mm Secondary Implant can only be used in conjunction with a primary 8mm, 10mm, or 12mm Implant.

202-65030	30
202-65035	35
202-65040	40
202-65045	45
202-65050	50

Integrity-SI Implants are for single use only

Integrity-SI® Fusion System Instrument List

	Part number	Description
BladeX® MIS Decorticator	202-0001	BladeX Cutter
	202-0002	Central Shaft
	202-82038	Blade, 38mm
Guide Wires/Pins	202-80100	2.0mm Guide Wire
	202-80200	3.2mm Guide Wire - long
	202-80300	3.2mm Stabilizing Guide Pin
Drills	202-80403	12mm Drill
	202-80402	7.5mm Drill
	202-80401	6.0mm Drill
	202-80404	5.0mm Drill
	202-80400	4.0mm Drill
Taps	202-1101	6.5mm Tap
	202-1102	10mm Tap
	202-1103	12mm Tap
	202-1104	8.0mm Tap
Cannulas	202-0101	24mm Cannula
12mm Sleeve	202-0102	12mm Sleeve
Impactor	202-1001	Impactor
Dilators	202-0104	12mm Dilator
	202-0105	18mm Dilator
	202-0106	24mm Dilator
Depth Gauges	202-0202	Secondary Depth Gauge
	202-0203	Primary Depth Gauge
Graft Inserter	202-0301	Graft Inserter
	202-0302	Graft Inserter Ram
Hex Driver	202-0401	Hex Driver - 7.9mm
	202-0402	Hex Driver - 4.3mm
Removal tool	202-0501	Removal Tool
Suction Tube	202-0601	Suction Tube
2.0 Wire Guide	202-0701	2.0 Wire Guide
Handles and Tray	202-0801	Inline Ratcheting Handle
	2004-0009	T-Handle
	202-90000	Instrument Tray
	202-90104	Implant and Blade Tray



75 West 300 N, Suite 150
Logan UT, 84321
Phone: 1-800-969-0639
info@osteocentric.com
osteocentric.com

OsteoCentric Trauma, OsteoCentric SI Fusion, OsteoCentric Extremities, OsteoCentric Spine, OsteoCentric Sports Medicine, OsteoCentric Recon, OsteoCentric Dental, OsteoCentric Oncology, and OsteoCentric Vet are a family of the companies under the OsteoCentric brand and are under common ownership and control within OsteoCentric Technologies.

SI-002-LBL-0007 Rev 09